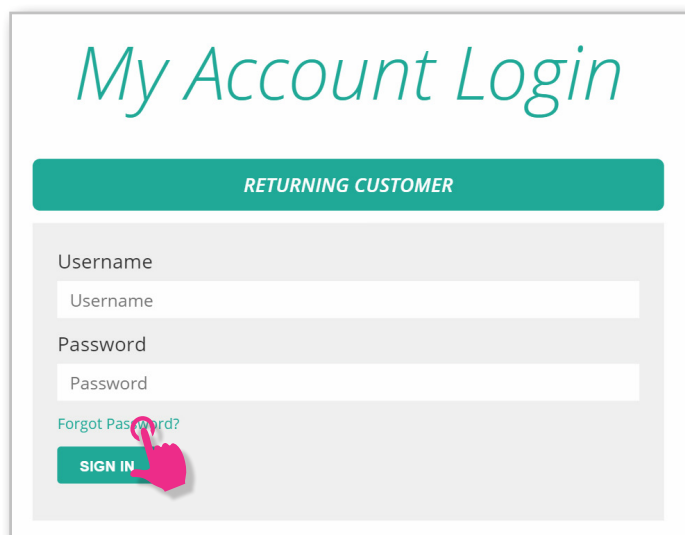


HOW TO RESET YOUR PASSWORD (FORGOT PASSWORD)

STEP 1 If you are not sure of your password, click on **Forgot Password** link?



My Account Login

RETURNING CUSTOMER

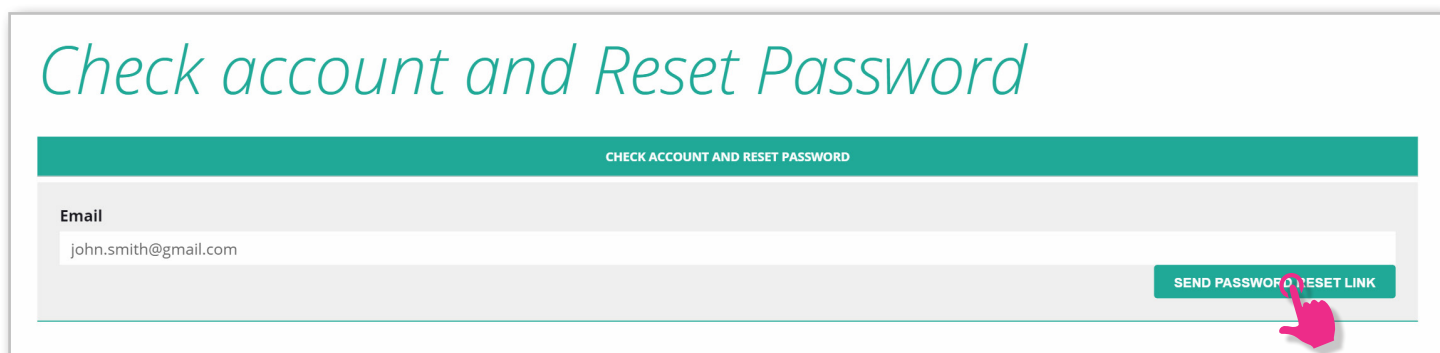
Username
Username

Password
Password

Forgot Password?

SIGN IN

STEP 2 Enter your email and click on the **Send Password Reset Link** button



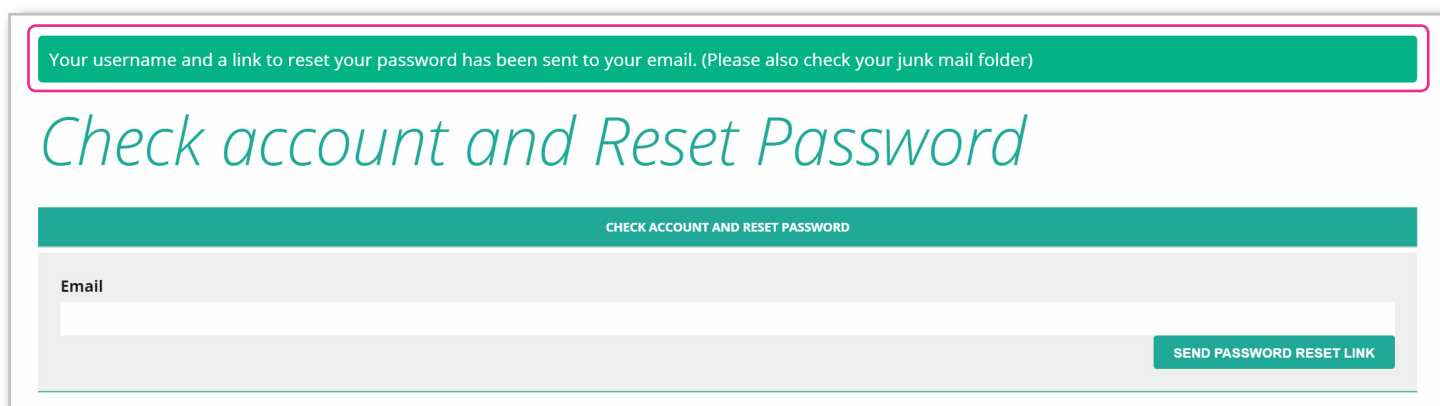
Check account and Reset Password

CHECK ACCOUNT AND RESET PASSWORD

Email
john.smith@gmail.com

SEND PASSWORD RESET LINK

The following will appear on your browser confirming your password reset link has been emailed



Your username and a link to reset your password has been sent to your email. (Please also check your junk mail folder)

Check account and Reset Password

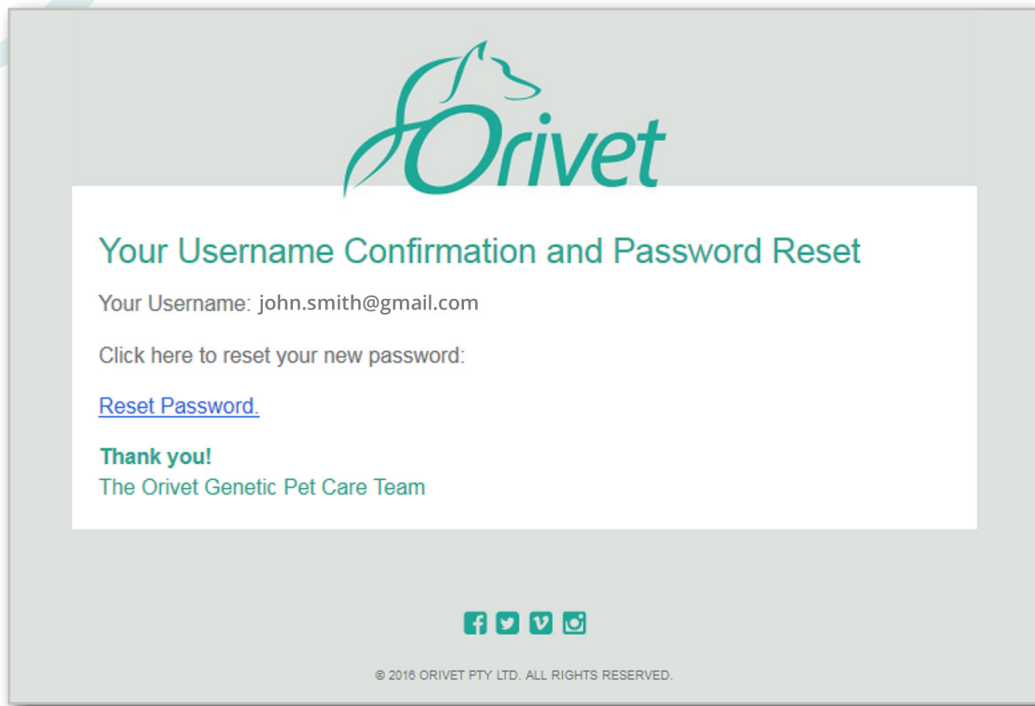
CHECK ACCOUNT AND RESET PASSWORD

Email

SEND PASSWORD RESET LINK



STEP 3 Check your inbox for your confirmation email and click on the **Reset Password** link



STEP 4 Fill the fields and click on the **Reset Password** button. Please Note: your username is as indicated in the email.

A screenshot of a web form titled 'Reset Password' in a teal, cursive font. The form has a teal header bar with the text 'RESET PASSWORD' in white. Below the header, there are two input fields: 'Password' and 'Password Confirmation', each followed by a line of dots representing masked text. At the bottom right of the form, there is a teal button with the text 'RESET PASSWORD' in white. A pink hand cursor icon is pointing at the button.